

HOW TO USE THE SmartCR APP

You will need an Apple iPhone or Android smartphone and ensure your phone has the latest software update. It is also important to know your password for iTunes or Google Play.

My Provider site is:

HBFCR

DOWNLOAD

1. Go to your phone's App Store, select 'Search' and type 'SmartCR'.

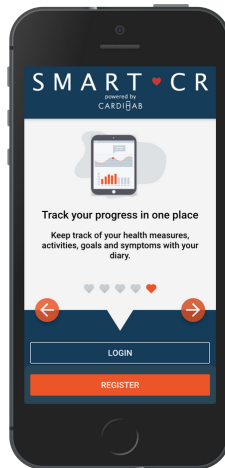


2. Tap the download cloud icon, wait for it to load and then tap 'Open'.

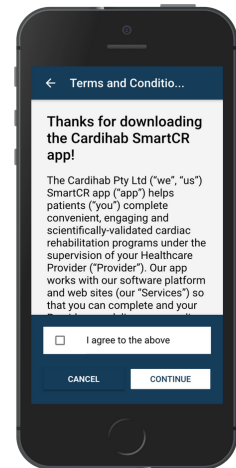


REGISTER FOR ACCESS

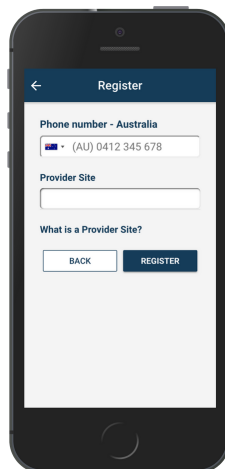
3. Open the app on your phone, and select 'Register'.



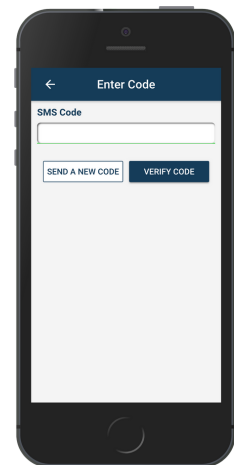
4. Tap the box 'I agree to the above'.
5. When you understand the Terms & Conditions and then tap 'Continue'.
6. Enter your name, gender and date of birth and tap 'Next'.



7. Check your mobile phone number is correct and enter the Provider site name given to you by your clinician, then tap 'Register'.



8. We will send you a text message with an SMS verification code. Enter the SMS code then tap 'Verify Code' and 'Allow' notifications to receive reminders.



You can now start using your SmartCR app. Please note won't have any tasks until your clinician has started your careplan

You can also watch our video explainer at www.cardihab.com/for-patients